



Avid® Media Composer v3.5.9

ReadMe

IMPORTANT: Avid periodically makes software updates and Customer Patch Releases (CPR) available for download on Avid.com at the following location:

www.avid.com/support/downloadcenter/index.asp

Please check the above site regularly for information on available downloads for your product.

Important Information

Avid® recommends that you read all the information in this ReadMe file thoroughly before installing or using any new software release.

Important: Search the Avid Knowledge Base for the most up-to-date ReadMe file, which contains the latest information that might have become available after the documentation was published.




This document describes compatibility issues with previous releases, hardware and software requirements, software installation instructions, and summary information on system and memory requirements. This document also lists hardware and software limitations.

Contents

Symbols and Conventions.....	3
If You Need Help	3
Changed in Avid Media Composer v3.5.4	10
Fixed in Avid Media Composer v3.5.4.....	11
Fixed in Avid Media Composer v3.5.1.....	16
Compatibility Chart	17
Setting up the NVIDIA Card	23
Shared Storage Support.....	25
Before You Install the Editing Application.....	25
Installing the Software	30
New in Avid Media Composer v3.5	31
Fixed in Avid Media Composer v3.5	36
Limitations and Known Issues	37
Extending Your Usable Address Space and Adding RAM for Improved Performance (Windows) ..	72

Symbols and Conventions

ReadMe documents use the following symbols and conventions:

Symbol or Convention	Meaning or Action
	A note provides important related information, reminders, recommendations, and strong suggestions.
	A caution means that a specific action you take could cause harm to your computer or cause you to lose data.
	A warning describes an action that could cause you physical harm. Follow the guidelines in this document or on the unit itself when handling electrical equipment.
>	This symbol indicates menu commands (and subcommands) in the order you select them. For example, File > Import means to open the File menu and then select the Import command.
▶	This symbol indicates a single-step procedure. Multiple arrows in a list indicate that you perform one of the actions listed.
<i>Italic font</i>	Italic font is used to emphasize certain words and to indicate variables.
Courier Bold font	Courier Bold font identifies text that you type.
Ctrl+ <i>key</i> or <i>mouse action</i> k+ <i>key</i> or <i>mouse action</i>	Press and hold the first key while you press the last key or perform the mouse action. For example, k+Option+C or Ctrl+drag.

If You Need Help

If you are having trouble using your Avid product:

1. Retry the action, carefully following the instructions given for that task in this guide. It is especially important to check each step of your workflow.
2. Check this ReadMe file for the latest information that might have become available after the documentation was published. Also check online for the most up-to-date ReadMe because the online version is updated whenever new information becomes available. To view the online ReadMe, select ReadMe from the Help menu, or visit the Knowledge Base at <http://www.avid.com/readme>.
3. Check the documentation that came with your Avid application or your hardware for maintenance or hardware-related issues. In addition to the printed documentation supplied with your editing application, the documentation is supplied in PDF format when you install the application. Topics that you print from the Help have limited page

